

Re.Form Guide

What is Re.Form?

Re.Form is Jacobsen's product stewardship programme. It offers you the opportunity to be part of the solution by reducing the amount of construction waste going to New Zealand landfills while also helping lower your company's waste disposal costs. Through Re.Form, we collect, reuse and recycle vinyl, rubber and carpet tile materials, diverting them from our landfills.



How does it work?

Re.Form is free to use and easy to participate in.

Your part is simple:

1. Request your Re.Form bags using our [Book a Bag form](#).
2. Pack your products according to our [Re.Form Matrix](#).
3. Schedule a collection date using our [Book a Collection form](#).

All done! From there, we take care of the sorting and ensure that materials are reused or sent back to our suppliers to be Re.Form-ed into new products.

Important Notes

- For quality assurance purposes, we are only able to accept our own products and brands through Re.Form.
- Please ensure you adhere to our Product Matrix when packing.
- Participation is free but we ask that you help us keep costs low by following all instructions in this guide.

Disclaimer:

If your Re.Form collections is incorrectly packed or placed in an inaccessible area, additional freight or collection costs may arise and we reserve the right to pass these costs along to you.

Re.Form Guide

1

Choose the Correct Packaging



Refer to the below product matrix for the correct packaging type for your products. Pallets MUST be 1m x 1m in size.



RUBBER & VINYL

	NEW		USED	
	Full	Offcuts	Full	Offcuts
RUBBER	✓	✓	✗	✗
HO VINYL*	✓	✓	✗	✗

*Tarkett HO Vinyl must have been installed after 2011

-  Place in Re.Form bags on 1m x 1m pallet
-  Stack on pallet and shrink wrap




CARPET TILES

	NEW		USED	
	Full	Offcuts	Full	Offcuts
SHAW	✓	✓	✓	✓
DESSO	✓	✗	✓	✗

2

Secure It

Fill bags to blue line
Using the white tie at the top of the bag, securely tie bags up.
Shrink wrap all stacked pallets for safe transportation.



Re.Form Guide

3

Label

Using a vivid write on the outside of both the bags and shrink wrapped pallets with the following:

Your business name
Date
Product
Location

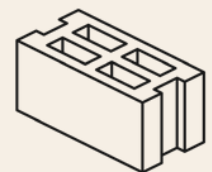


4

What NOT to Include in your Re.Form Collection

Products not included in the 'Re.Form Product Matrix'
(eg. Heterogeneous vinyl, Textile backed vinyl)

No rubbish



Re.Form Guide

5

Easy to Access

Place your Re.Form collection on a flat concrete surface and make sure a pallet jack is available for easy loading. Forklift is required for collection to take place on a graveled site



6

Scan QR Code to Book a Collection

Now all that's left to do is place your Re.Form collection in a safe, flat and easily accessible location and then scan the below QR code or [click here](#) to schedule in your Re.Form Collection.



Thank you for joining us in our commitment to reduce the impact our industry has on the environment!